



Tattnall

County



AREA LABOR PROFILE

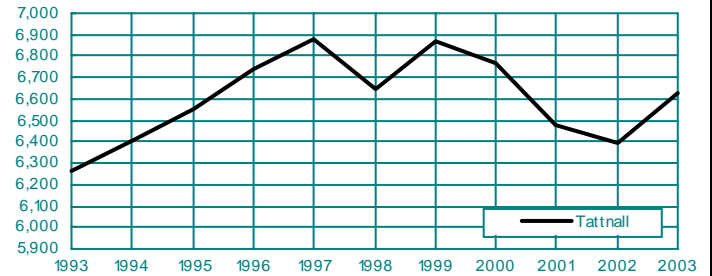
Labor Force Activity - 2003

2003 ANNUAL AVERAGES

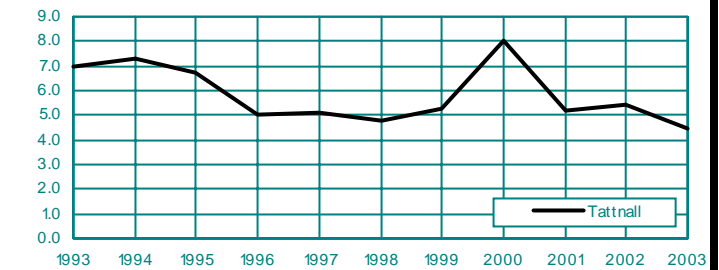
	Labor Force	Employed	Unemployed	Rate
Tattnall	6,942	6,630	312	4.5
Appling	7,642	7,060	582	7.6
Candler	3,983	3,837	146	3.7
Emanuel	8,840	8,308	532	6.0
Evans	5,252	5,085	167	3.2
Liberty	19,529	18,480	1,049	5.4
Long	5,023	4,870	153	3.0
Toombs	11,835	11,030	805	6.8
Wayne	11,614	11,060	554	4.8
Tattnall Area	80,660	76,360	4,300	5.0
Georgia	4,414,014	4,206,823	207,191	4.7
U.S.	146,510,000	137,736,000	8,774,000	6.0

Note: Labor force includes residents of the county who are employed or seeking employment.
 Source: Georgia Department of Labor; Bureau of Labor Statistics

Employment Trends

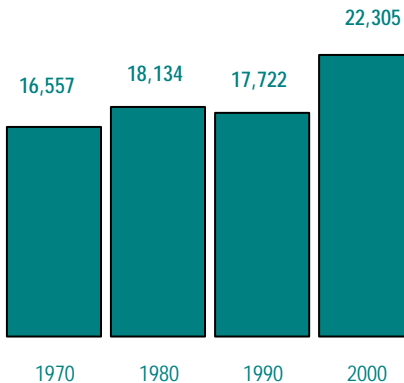


Unemployment Trends



Population Estimates

Tattnall



Population

	2000 Census	2003 Rank	2003 Estimate	%Change 2000-2003	2010 Projected*	% Change 2000-2010
Tattnall County	22,305	77	22,385	0.4	22,861	2.4
City of Reidsville	2,235					
Tattnall Area	206,179		207,138	2.2	203,708	2.3
Georgia	8,186,453		8,684,715	5.7	9,592,370	14.7
U.S.	281,421,906		290,809,777	3.2	314,571,000	10.5

Note: "Rank" indicates relative population among Georgia's 159 counties.
 Source: Population Division, US Census Bureau; *Governor's Office of Planning and Budget.

MICHAEL L. THURMOND - COMMISSIONER, GEORGIA DEPARTMENT OF LABOR

Equal Opportunity Employer/Program

Auxiliary Aids and Services Available upon Request to Individuals with Disabilities

Industry Mix - 2002

INDUSTRY	Tattnall				Tattnall Area			
	NUMBER OF FIRMS	EMPLOYMENT		WKLY WAGE	NUMBER OF FIRMS	EMPLOYMENT		WKLY WAGE
		NUMBER	PERCENT			NUMBER	PERCENT	
Goods Producing	88	1,111	18.9	\$ 336	738	14,221	23.3	\$ 511
Agriculture, forestry, & fishing	46	844	14.4	318	180	2,437	4.0	355
Mining	0	0	0.0	0	*	*	*	*
Construction	33	187	3.2	382	370	2,521	4.1	482
Manufacturing	9	80	1.4	416	187	9,262	15.2	560
Food Manufacturing	0	0	0.0	0	15	2,274	3.7	409
Beverage & tobacco mfg	0	0	0.0	0	*	*	*	*
Textile mills	0	0	0.0	0	*	*	*	*
Textile product mills	0	0	0.0	0	4	136	0.2	304
Apparel Manufacturing	0	0	0.0	0	11	345	0.6	263
Leather & allied product mfg	0	0	0.0	0	*	*	*	*
Wood product Manufacturing	3	54	0.9	416	22	850	1.4	584
Paper Manufacturing	0	0	0.0	0	7	1,415	2.3	1,095
Printing and related activities	*	*	*	*	11	203	0.3	609
Chemical Manufacturing	0	0	0.0	0	3	366	0.6	781
Plastics & rubber products mfg	0	0	0.0	0	*	*	*	*
Nonmetallic mineral product mfg	0	0	0.0	0	17	266	0.4	561
Primary metal Manufacturing	0	0	0.0	0	*	*	*	*
Fabricated metal product mfg	*	*	*	*	36	1,454	2.4	463
Machinery Manufacturing	0	0	0.0	0	15	838	1.4	473
Computer & electronic product mfg	0	0	0.0	0	*	*	*	*
Electrical equipment/appliance	0	0	0.0	0	*	*	*	*
Transportation equipment	*	*	*	*	*	*	*	*
Furniture and related product mfg	*	*	*	*	21	208	0.3	381
Miscellaneous mfg industries	0	0	0.0	0	10	178	0.3	470
Service Producing	219	2,329	39.6	363	2,655	28,288	46.3	416
Wholesale trade	21	321	5.5	435	152	1,682	2.8	469
Retail trade	72	636	10.8	301	791	7,919	13.0	329
Transportation and warehousing	11	14	0.2	302	101	1,092	1.8	451
Utilities	*	*	*	*	25	1,408	2.3	1,230
Information	8	36	0.6	370	65	689	1.1	604
Finance and insurance	19	190	3.2	546	189	1,504	2.5	524
Real estate and rental and leasing	6	18	0.3	133	96	398	0.7	335
Professional, scientific/tech svcs	18	144	2.4	366	204	1,199	2.0	581
Management: companies/enterprises	*	*	*	*	12	233	0.4	532
Administrative and waste svcs	6	12	0.2	740	109	1,025	1.7	415
Educational services	*	*	*	*	18	227	0.4	275
Health care and social services	18	470	8.0	321	299	4,646	7.6	447
Arts, entertainment and recreation	0	0	0.0	0	23	196	0.3	272
Accommodation and food services	17	197	3.4	153	296	4,416	7.2	170
Other services (except government)	18	73	1.2	312	276	1,656	2.7	373
Unclassified - industry not assigned	5	4	0.1	265	69	180	0.3	390
Total - Private Sector	312	3,445	58.6	354	3,462	42,689	69.9	447
Total - Government	40	2,433	41.4	490	357	18,382	30.1	533
Federal government	6	35	0.6	615	97	3,665	6.0	719
State government	*	*	*	*	141	4,290	7.0	526
Local government	16	882	15.0	406	120	10,427	17.1	471
ALL INDUSTRIES	352	5,878	100.0	\$ 410	3,818	61,071	100.0	\$ 473
ALL INDUSTRIES - GEORGIA								\$ 687

Notes: *Denotes confidential data relating to individual employers and cannot be released.

This data uses the North American Industrial Classification System (NAICS) categories (as opposed to Standard Industrial Classification (SIC) categories).

Average weekly wage is derived by dividing gross payroll dollars paid to all employees - both hourly and salaried - by the average number of employees who had earnings; average earnings are then divided by the number of weeks in a pay period to obtain weekly figures. Figures in other columns may not sum accurately due to rounding since all figures represent Annual Averages. Health services include government hospitals. Educational services include state and government institutions.

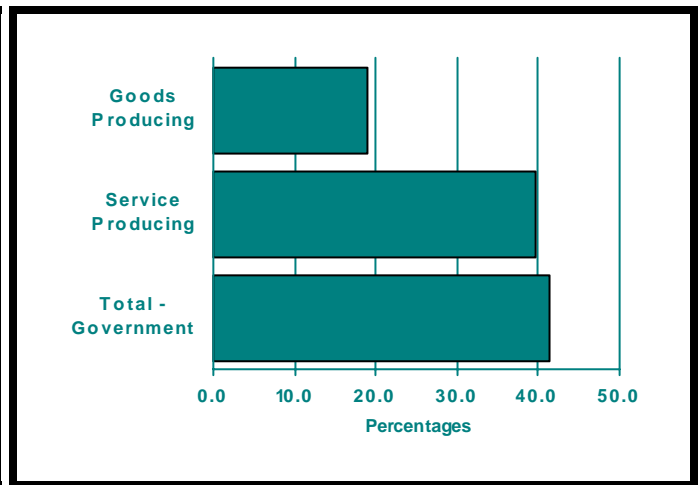
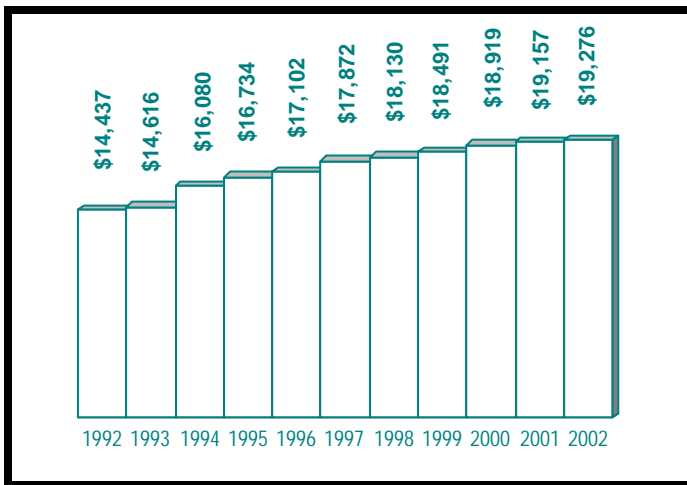
Source: Georgia Department of Labor. The data represents jobs that are covered by unemployment insurance laws.

Tattnall Per Capita Income

Source: Bureau of Economic Analysis

Tattnall Industry Mix 2002

Source: See Industry Mix data on Page 2



Top Employers - 2003

TEN LARGEST EMPLOYERS

Tattnall Area

Employer	COUNTY
Southern Nuclear Operating Co Inc	Appling
Crider Inc	Emanuel
Claxton Poultry Co	Evans
Lear Siegler Services Inc	Liberty
SNF Holding Co	Liberty
Wal-Mart Associates Inc	Liberty
Georgia Department Of Corrections	Tattnall
American Standard Inc	Toombs
Meadows Regional Medical Center	Toombs
Rayonier Inc	Wayne

FIVE LARGEST EMPLOYERS

Tattnall

Claxton Poultry Co
Evans Memorial Hospital Inc
Georgia Department Of Corrections
Piggly Wiggly
Rotary Corp

Note: Represents employment covered by unemployment insurance excluding all government agencies (except correctional institutions, state hospitals, colleges and universities), public schools, railroads and the US Postal Service. Data shown for Third Quarter 2003. Employers are listed alphabetically by county, not by number of employees.

Commuting Patterns

EMPLOYED RESIDENTS OF Tattnall

COUNTY WHERE EMPLOYED	NUMBER	PERCENT OF TOTAL
Tattnall Co. GA	4,700	59.6
Evans Co. GA	685	8.7
Liberty Co. GA	630	8.0
Toombs Co. GA	487	6.2
Bulloch Co. GA	336	4.3
Chatham Co. GA	269	3.4
Candler Co. GA	143	1.8
Wayne Co. GA	79	1.0
Other	551	7.0
Total Residents:	7,880	100.0

PERSONS WORKING IN Tattnall

COUNTY OF RESIDENCE	NUMBER	PERCENT OF TOTAL
Tattnall Co. GA	4,700	67.7
Toombs Co. GA	604	8.7
Long Co. GA	424	6.1
Evans Co. GA	327	4.7
Liberty Co. GA	268	3.9
Candler Co. GA	120	1.7
Bulloch Co. GA	85	1.2
Appling Co. GA	80	1.2
Other	337	4.9
Total Residents:	6,945	100.0

Source: US Census Bureau - 2000 County-To-County Worker Flow Files

Education of the Labor Force

Tattnall Area

	PERCENT OF TOTAL	PERCENT DISTRIBUTION BY AGE				
		18-24	25-34	35-44	45-64	65+
Not High School Graduate	28.7%	30.0%	20.4%	22.1%	27.8%	53.4%
High School Graduate	37.4%	43.6%	39.3%	37.3%	37.0%	26.9%
Some college/Associate degree	24.3%	24.0%	29.6%	29.1%	22.7%	11.7%
Bachelor's degree	6.3%	2.1%	8.5%	7.6%	7.1%	4.4%
Graduate/Professional degree	3.3%	0.2%	2.3%	3.9%	5.4%	3.7%
Totals	100.0%	100.0%	100.0%	100.0%	100.0%	100.0%

Note: Totals are based on the portion of the labor force between ages 18 - 65+.
Source: US Census Bureau - 2000 Decennial Census

High School Graduates 2002 - 2003

	PUBLIC SCHOOLS	PRIVATE SCHOOLS	TOTAL
Tattnall	146	0	146
Appling	149	0	149
Candler	67	0	67
Emanuel	211	16	227
Evans	69	28	97
Liberty	492	0	492
Long	70	0	70
Toombs	241	16	257
Wayne	215	0	215
Tattnall Area	1,660	60	1,720



Note: Public schools include City school graduates. Some private school data was not reported.

Source: Office of Student Achievement; Georgia Independent School Association

Colleges and Universities

Tattnall Area

Tattnall

Brewton-Parker College www.bpc.edu
Southeastern Technical College www.southeasterntech.org

Appling

Altamaha Technical College www.altamahatech.org
Brewton-Parker College www.bpc.edu

Emanuel

East Georgia College www.ega.edu
Swainsboro Technical College www.swainsboro.tec.ga.us

Liberty

Armstrong Atlantic State University www.armstrong.edu
Brewton-Parker College www.bpc.edu
Savannah Technical College www.savtec.org

Toombs

Southeastern Technical College www.southeasterntech.org

Wayne

Altamaha Technical College www.altamahatech.org

Note: The Colleges and Universities listed are classified under the Department of Technical and Adult Education (DTAE), Board of Regents of the University System of Georgia, Private or Proprietary Institutions that meet the Georgia Career Information Center's (GCIC) inclusion criteria.

Source: Georgia Career Information Center

Technical College Graduates 2002-2003

Tattnall Area

PROGRAM	GRADUATES
Agriculture/Natural Resource Technologies	
Forestry Technology	12
Business Technologies	
Accounting	62
Auctioneering	5
Business And Office Technology	42
Business Office Technology	71
Certified Customer Service Specialist	16
Industrial Supervisory Leadership/Supervisory S	11
Management/Supervisory Development	14
Marketing Management	25
Word Processing Specialist	12
CIS Technologies	
Cisco Specialist	11
Computer Fundamentals	47
Computer Information Systems	62
Microcomputer Specialist	17
Health Technologies	
Certified Nurse Assisting	176
Emergency Medical Technician	33
Medical Assisting	42
Medical Coding	28
Paramedic Technology	8
Phlebotomy Technician	62
Practical Nursing	67
Industrial Technologies	
Advanced Machine Tool Technology	6
Air Conditioning Repair Specialist	9
Air Conditioning Technician Assistant	27
Air Conditioning Technology	15
Automotive Technology	9
Basic Electronics	5
Carpentry	25
Commercial Truck Driving	208
Computer Repair Technician	8
Diesel Equipment Technology	11
Drafting	7
Electrical Construction And Maintenance	69
Electronics Technology	23
Industrial Electrical Technology	16
Industrial Gmaw (Mig) Welding	6
Programmable Controller Technician	8
Residential Wiring Technician	9
Shielded Metal Arc Welding	6
Welding And Joining Technology	5
Wire Welding	7
Personal Service Technologies	
Advanced Early Childhood Care And Education	8
Child Development Associate I	9
Cosmetology	62
Criminal Justice	25
Criminal Justice Specialist	14
Early Childhood Care/Education	37
Infant/Toddler Child Care Specialist	11

Definitions: All graduates except those listed as technical certificates are diploma and degree graduates. Diploma and degree programs are one to two years in length. Technical certificates are less than a year in length.

Note: Only those programs with five or more graduates are listed.

Source: Office of Technical Education; Georgia Department of Technical and Adult Education Program Enrollment Exits/Placement Analysis.

Employment Profile

	Tattnall		Tattnall Area	
	NUMBER	PERCENT	NUMBER	PERCENT
Employed persons, 16 years and older	7,996	100.0	74,868	100.0
Agriculture, forestry, fishing and hunting, and mining	1,154	14.4	4,166	5.6
Construction	705	8.8	7,028	9.4
Manufacturing	903	11.3	11,335	15.1
Wholesale trade	241	3.0	2,078	2.8
Retail trade	796	10.0	8,989	12.0
Transportation and warehousing, and utilities	400	5.0	4,612	6.2
Information	98	1.2	1,039	1.4
Finance, insurance, real estate and rental and leasing	233	2.9	2,646	3.5
Professional, scientific, management, administrative, and waste management services	281	3.5	3,341	4.5
Educational, health and social services	1,484	18.6	14,474	19.3
Arts, entertainment, recreation, accommodation and food services	258	3.2	341	6.1
Other services (except public administration)	398	5.0	3,820	5.1
Public administration	1,045	13.1	6,774	9.0

Note: NAICS categories are used to identify employment. The data represents employment by place of residence.
 Source: US Census Bureau - 2000 Decennial Census

Active Applicants - Georgia Department of Labor

	TOTAL	PROF., TECH. and MANAGERIAL	CLERICAL and SALES	SERVICE	AGR., FORESTRY and FISHING	PROCESS- ING	MACHINE TRADES	BENCH- WORK	STRUC- TURAL WORK	MISC
Tattnall	510	48	91	98	21	62	31	30	59	70
Appling	524	49	81	82	13	19	37	18	164	61
Candler	346	32	66	55	34	26	21	19	45	48
Emanuel	672	94	115	120	12	30	46	82	103	70
Evans	344	30	53	43	22	79	22	12	39	44
Liberty	3,038	416	932	834	14	43	205	41	243	310
Long	347	48	85	88	5	7	30	5	40	39
Toombs	982	112	220	243	32	26	25	79	154	91
Wayne	1,265	99	273	253	15	22	128	33	291	151
Total Area	8,028	928	1,916	1,816	168	314	545	319	1,138	884

Note: For current applicant data available for a specific occupation, contact the nearest Georgia Department of Labor office. For information on various occupations, contact the Department's Economic Development and Employer Relations office at 404-232-3890.

Source: Georgia Department of Labor (active applicants as of June 2004).

Georgia Department of Labor Career Center Location(s)

#16 Carter Center, Queen Street
 Vidalia GA 30474
 Phone: (912) 538-3231 Fax: (912) 537-3238

For copies of Area Labor Profiles, please visit our website at: ftp://quicksourc.dol.state.ga.us/Data_Compilations/Georgia_Area_Labor_Profiles/ or contact Workforce Information and Analysis, Georgia Department of Labor, 148 Andrew Young International Blvd NE, Atlanta GA 30303-1751. 404-232-3875 Phone; 404-232-3888 Fax. Single copies are free. Please contact our office to request an order form for multiple copies.